

# Oceanic

## Roman Steam Rooms Information Pack



# Oceanic

---

## Overview

Oceanic Roman steam rooms are suitable for hotels, public bathing facilities and spas or the perfect compliment to any home.

## Panels

Each panel is constructed from strong, high tech, vacuum formed acrylic capped with a special ABS material that resists scratching caused through general use, ensuring both the appearance and longevity of the cabin.

Each panel is supplied ready to assemble; roof panels curve to ensure that the condensation built up in the cabin can run naturally along the panels, seat panels are pre-formed and ergonomically shaped ensuring user comfort.

## Door

Our steam room doors are the height of modern design with a choice of a polished chrome or bright white finish. Each door is complete with a bright silver handle, matching steam proof hinges, magnetic closing seal and can be hinged either left or right.



## Lighting

IP65 rated low voltage spot lights create a clean white light, once the cabin has filled with steam the light becomes more subdued and relaxing. Optional Extra - chromo-therapy lights, small LED spotlights that can be set to a single colour or left to fade through the spectrum dependent upon the mood of the user. A small waterproof control button lights up ensuring it can be seen inside the cabin once it has filled with steam.

## Ventilation

Ventilation is created naturally, an inlet air gap beneath the door and exhaust vent positioned in a roof panel.



# Oceanic

## Floor


The unit is supplied with none slip floor mats. Please note Oceanic Roman steam rooms are not supplied with an integral floor, they are simply fixed on top of an existing floor that needs to have a fall of 1:100 to a drain.

## Steam Generator

Oceanic Steam Generators are not only heavy duty and robust but they're also intelligent! Sequential Heating - from cold the generator employs all heating elements to quickly heat up the steam room, once the desire temperature is reached one element is switched off and the room temperature is gently maintained by the other element, improving user comfort and reducing energy waste. Advanced Digital Controls - these waterproof controls make operating the generator really simple, allowing you to set the time, temperature, lighting and even draining the generator from inside the steam room.

## Aromatherapy

Domestic generators have a smart steam inlet nozzle with the facility for essential oils. For commercial operations we recommend installing a fragrance pump.



## Steam on Demand

(Commercial steam rooms only) This energy saving optional feature is fantastic for those quieter periods of the day – all commercial steam generators are supplied with a water proof steam on demand button that can be located inside the steam room once activated the generator will produce steam for 30 minutes and then stops until the button is pressed again.

## Hydro-massage Shower Kit

Optional Extra - hydro-massage shower kit which is ideally situated on the centre rear panel of any B model cabin. The kit comprises 6 body jets, a hand held shower with a raiser bar and soap shelf, and a large overhead monsoon shower, controlled by a thermostatic mixer valve finished in bright chrome

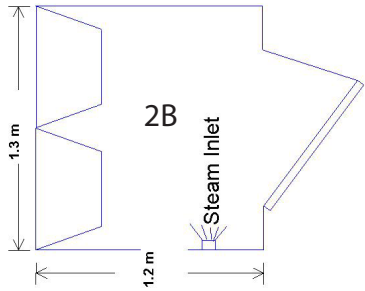
## Assembly information

Assembly is straightforward, simply screw and bolt together and seal with our special grade silicone. The steam generator should be plumbed and wired by qualified trades person.

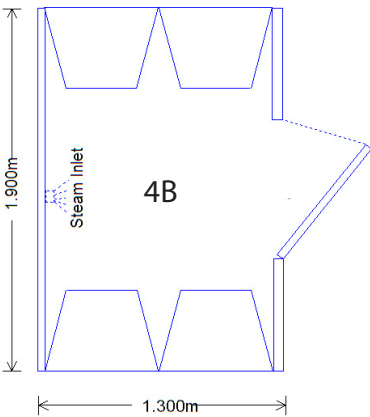
The exterior walls of the cabin are unfinished allowing the unit to be finished in accordance to its surroundings. Please note there must be no form of heating system inside the cabin other than the steam itself. The ambient temperature outside the cabin should not exceed 35°C



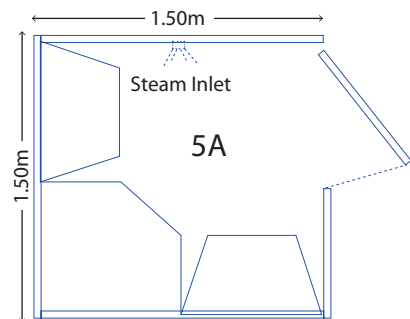
## Product Range



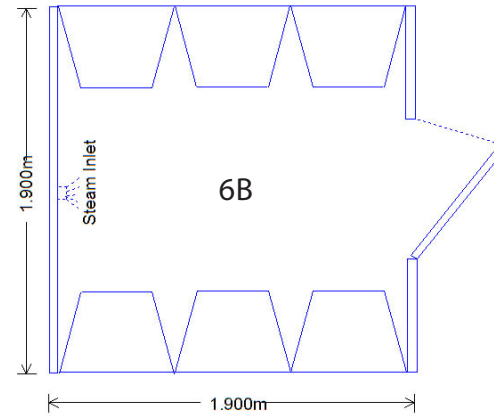
Model DG2B  
1300mm x 1200mm x 2250mm  
2 Bathers



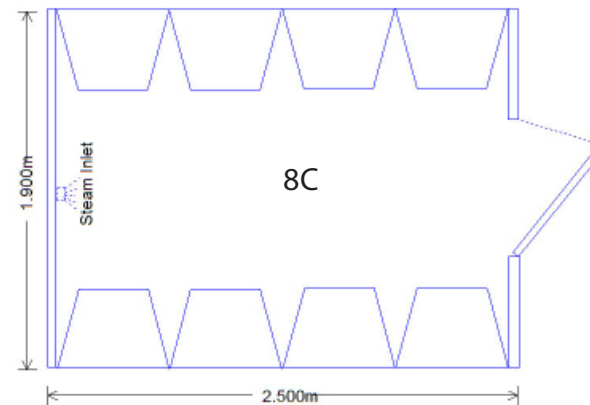
Model DG4B  
1900mm x 1300mm x 2250mm  
4 Bathers



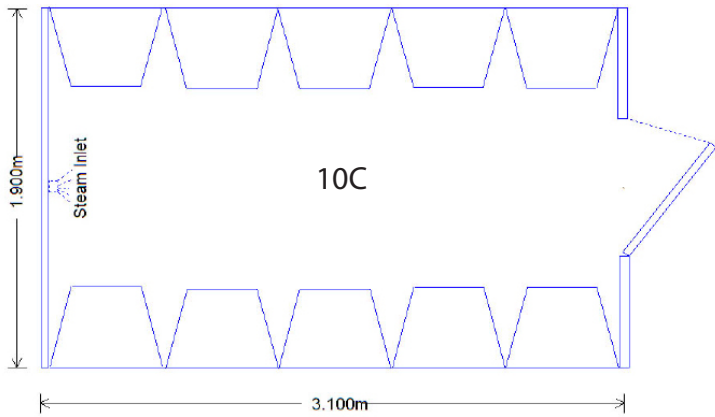
Model DG5A  
Domestic Steam Room  
1300mm x 1200mm x 2250mm  
3 Bathers



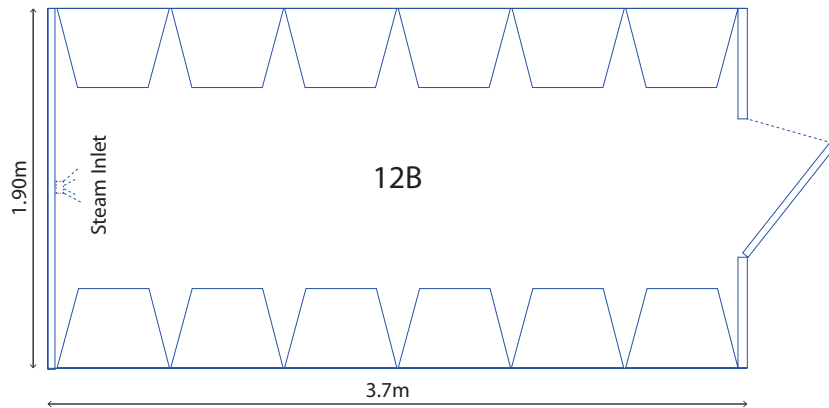
Model DG6B  
Domestic Steam Room  
1900mm x 1900mm x 2250mm  
6 Bathers



Model DG8C  
Commercial Steam Room  
1900mm x 2500mm x 2250mm  
6 Bathers



Model DG10C  
Commercial Steam Room  
1900mm X 3100mm x 2250mm  
10 Bathers



Model DG12C  
Commercial Steam Room  
1900mm X 3700mm x 2250mm  
12 Bathers

For more information please contact  
our sales team or visit our website.

